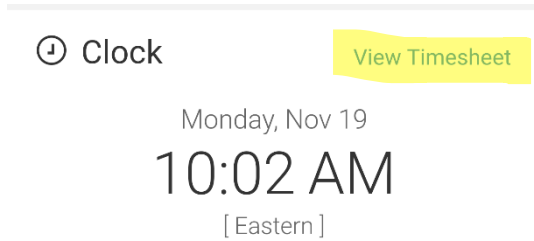
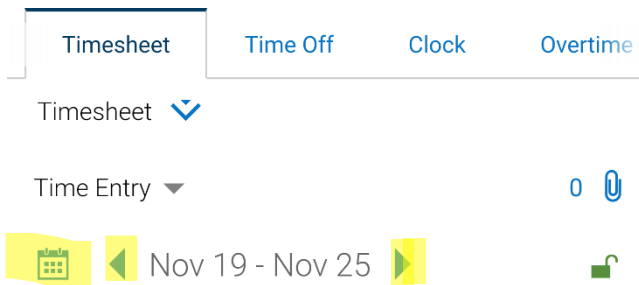


# Viewing Timesheets (Mobile App)

1. Open the Kronos Workforce Ready Mobile app and log in (if necessary.)
2. Tap 'View Timesheet'



3. The current week will be displayed.
4. Use the calendar icon or the arrows to navigate to different timeframes.



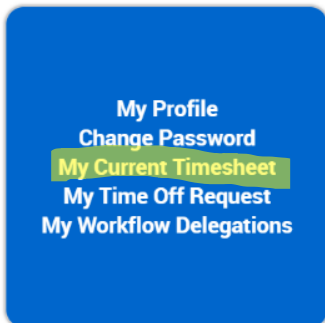
Viewing timesheets via the website is on the next page

# Viewing Timesheets (Website)

1. Log into your Kronos account.
2. Mouse over the 'My Account' button



3. Click on 'My Current Timesheet.'



4. The current week will be displayed.
5. Click the Calendar icon or the arrows to navigate to different timeframes.

